
二





.....	1
.....	2
决	3
.....	3
.....	3
.....	4
.....	8
.....	9
.....	12
.....	13
.....	13
.....	13
.....	15
.....	21
.....	32
.....	39
.....	40

决

CFA

2016

2010

IPO

IPO

決

Unilumin Group Co.,Ltd

300232

2004 10 26

112 A

0755-29918999

0755-29912092

518103

91440300767579994J

irm@unilumin.com

LED

LED

LED

LED

LED

LED

LED

LED

A

A

2018 6 30

761,260,566

		%
	309,703,962	40.68
	169,634,092	22.28
	118,232,443	15.53

	21,837,427	2.87
	451,556,604	59.32
	761,260,566	100.00

2018 6 30

1			41.41%	315,206,156	236,404,618
2			4.10%	31,208,298	-
3			2.50%	19,015,330	19,015,330
4			2.50%	19,015,328	19,015,328
5			1.93%	14,727,815	
6			1.92%	14,628,892	-
7		-005L-	1.77%	13,502,756	-
	FH002				
8		1	1.18%	9,000,082	-
9			1.18%	8,999,998	-
10			0.98%	7,447,382	-
			59.47%	452,752,037	274,435,276

2010 12 31	16,926.70		
	2011 6		33,310.66
	2013 12		247.68
	2014 12		240.06
	2015 12		20,522.85

	2016 12		32,279.21
	2017 3		14,032.38
	2017 11		2,876.61
			103,509.45
			9,696.96
2018 6 30			225,330.66

1

1

	2018 6 30	2017 12 31	2016 12 31	2015 12 31
	5,523,392,127.15	4,891,576,572.58	2,605,671,577.83	1,703,810,744.11
	3,270,085,559.11	2,845,089,192.22	1,082,452,811.99	664,609,516.98
	2,253,306,568.04	2,046,487,380.36	1,523,218,765.84	1,039,201,227.13

	-22,876,312.19	-207,243,903.46	365,801,736.15	184,747,776.55
	467,390,994.79	490,267,306.98	697,511,210.44	331,709,474.29

2

1

		%	/	
	2018 1-6	10.61	0.26	0.26
	2017	17.21	0.47	0.46
	2016	14.03	0.29	0.29
	2015	16.07	0.56	0.56
	2018 1-6	10.24	0.26	0.26
	2017	15.36	0.41	0.41
	2016	13.16	0.27	0.27
	2015	13.26	0.46	0.46

2

	2018 6 30	2017 12 31	2016 12 31	2015 12 31
	1.18	1.02	1.84	1.87
	0.80	0.71	1.24	1.29
	59.20%	58.16%	41.54%	39.01%
	49.09%	48.44%	29.40%	28.22%
	2018 1-6	2017	2016	2015
	1.71	4.33	5.10	4.73
	1.44	2.91	2.62	2.46
	0.39	0.81	0.81	0.86
/	0.02	0.19	0.36	0.34
/	-0.03	-0.33	0.60	0.80
/	3.86%	3.60%	4.33%	3.98%

决

7%

7%

2018 8 27

806,600

0.11%

1

2017 9 1

2017 9 13

2

2017 11 5 2017 11 15

2018 3 23 3 27

2018 4 24 4 27

2017

2018 6 14 6 14

2018 7 4 7 6

2018 7 17 7 19

2018 8 29 9 5

2018

3

2017 11 20

2017 27

[2017] 22

[2017]26



1

2

3

4

5

6

7

8

1	2017	10	27		
2	2017	11	14	2017	
3	2018	3	16		
			69,850.20		66,803.46
			2017		
4	2018	7	6		
			66,803.46		54,803.46
			2017		



1

2	2015	2016	2017
2018	1-6		

3

10

1

2

3

1

	[2017]3-318	[2018]3-264	2016	2017
			166,453,027.83	
284,299,042.56			10,365,350.60	
30,504,582.02				
156,087,677.23	253,794,460.54			

2

[2018]3-265

2017 12 31

3

	2014	2015	2016		6,091,144.29
	13,802,992.38	31,500,549.30	2014-2016		
	45.23%	30%			2015
	2016	2017		13,802,992.38	31,500,549.30
	31,719,190.25			40.95%	30%

4

		2015	2016	2017
		[2016]3-332		[2017]3-
318		[2018]3-264		

5

	2017	12	31		58.16%
45%					2018 6
30				59.20%	45%

6

[2018]3-265

2017 12 31

1

2

3

4

5

6

1

52,802.06

2015

20,522.85

2016

32,279.21

[2018]3-269

2017 12 31

2015

20,249.40

98.67% 2016

26,248.63

81.32%

2018 6 30 2015

20,873.50

101.71% 2016

27,031.00

83.74%

2017 12

31

88.06%

2018 6 30

90.72%

[2018]3-269

LED

24

12,746.86

3,163.58

2017 12

2018

2018 1-6

1,107.11

35%

LED

22,279.21

2018 6 30

8,225.00

2017

2017

1,977.07

2018 1-6

4,402.55

2

LED

LED



3

LED

LED

4

1

AA-

AA-

5

1

	LED	LED			
	2015	2016	2017	2018	1-6
13.06	17.46	30.31	20.35		

2

3

				IC	PCB
2015	2016	2017	2018	1-6	
		88.14%	88.39%	89.12%	88.13%

4

	LED		LED		
		LED		LED	
			LED		LED
				LED	
				LED	LED
LED					

5

2015	2016	2017	2018	1-6
	68.93%	66.94%	56.76%	47.10%

1

33,824.53 59,697.47 86,020.84 110,122.92

2

134,943.19
24.43%

31,369.86 37,046.37 103,016.68

18.41% 14.22% 21.06%

3

2011

7.14%

2018 6 30 39,445.75



1

LED

LED

1

2

3

4

1

[2017] 000568

44,564.91

108.49%



2

3

2017 10 9

2017 2018 2019
2,000 3,000 4,000 2017

2,143.56

4

5

1

2

3

8

4

5

1

2

3

1

2

3

85%

4

1

85%

2

5

6

7

8

9

AA-

AA-

/

10

1

2

2018 6 30
41.41%

4.10%

3

LED

4

A

5

2018	6	30	
315,206,156			41.41%
217,587,090			28.58%

LED Light Emitting Diode

LED

LED

LED

LED

LED

LED

LED

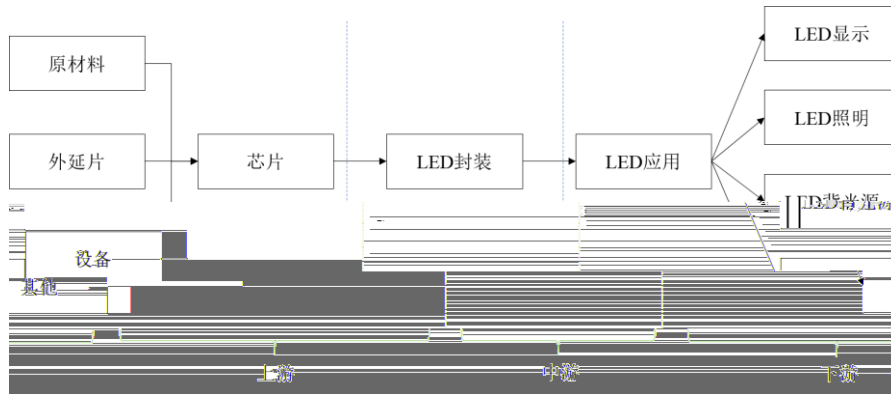
LED

LED

LED

LED

LED



CSA Research

2016

2016

5,216

2015

22.8%

182

20%

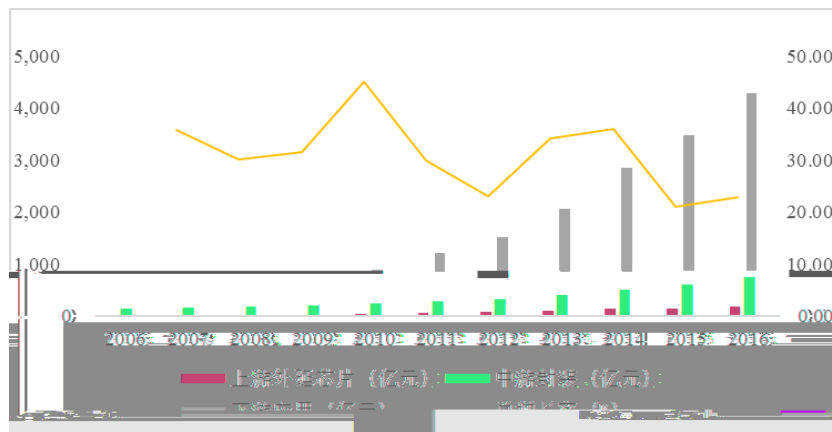
748

21.5%

4,286

23%

LED



2016

2016 LED

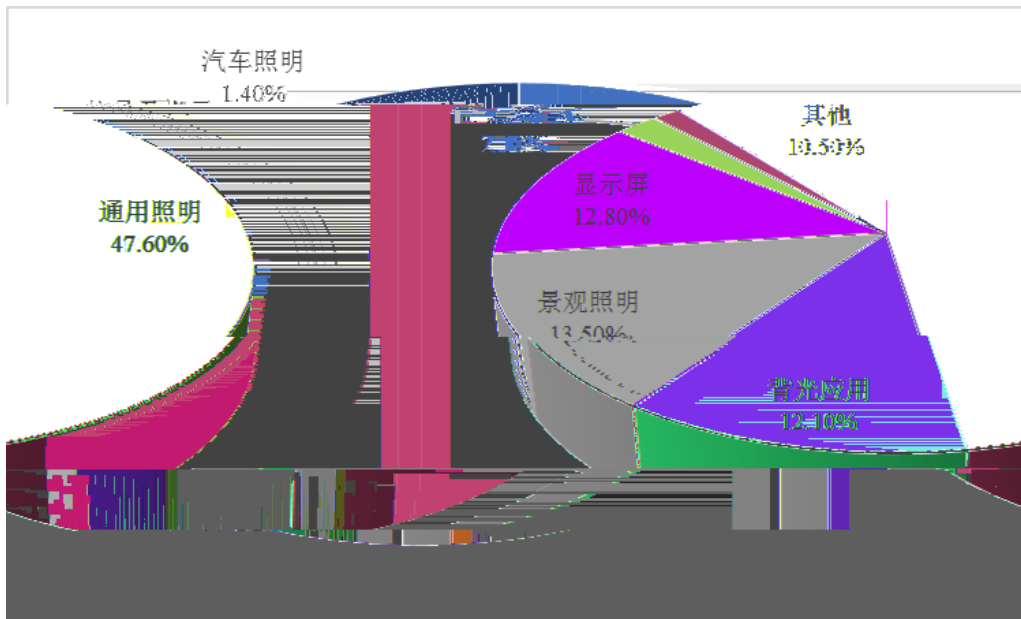
LED

LED

12.8%

LED

2016 LED



2016

LED

LED

LED

2 LED

LED

LED

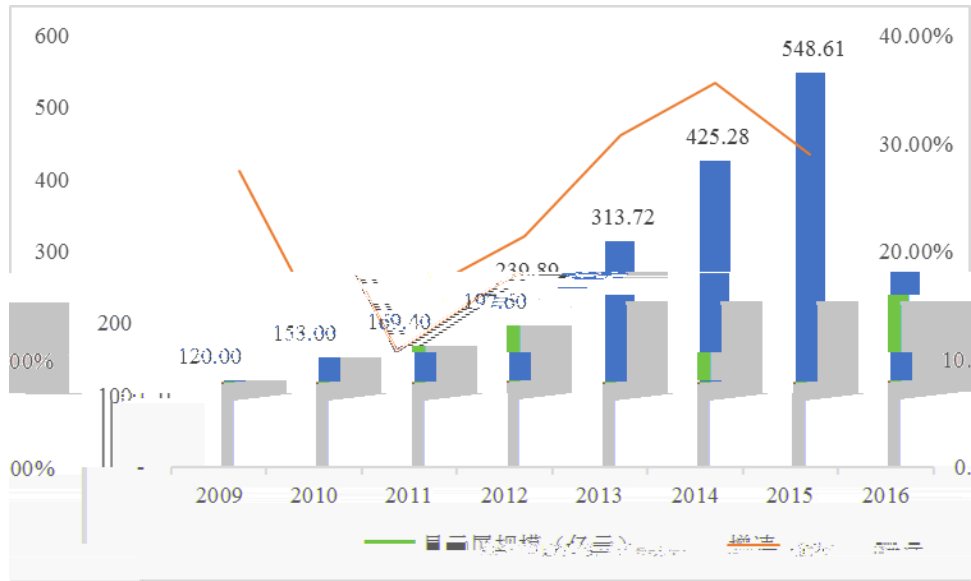
2009

120

2016 548.61

24.25%

LED



2016

LED

LED

LED

3 LED

LED

LED

LED

2016

2009 12 138 78 2016

60 578.61 2,040.14 25.85% 22.72%

59.41%

LED

2010

LED

2011

LED

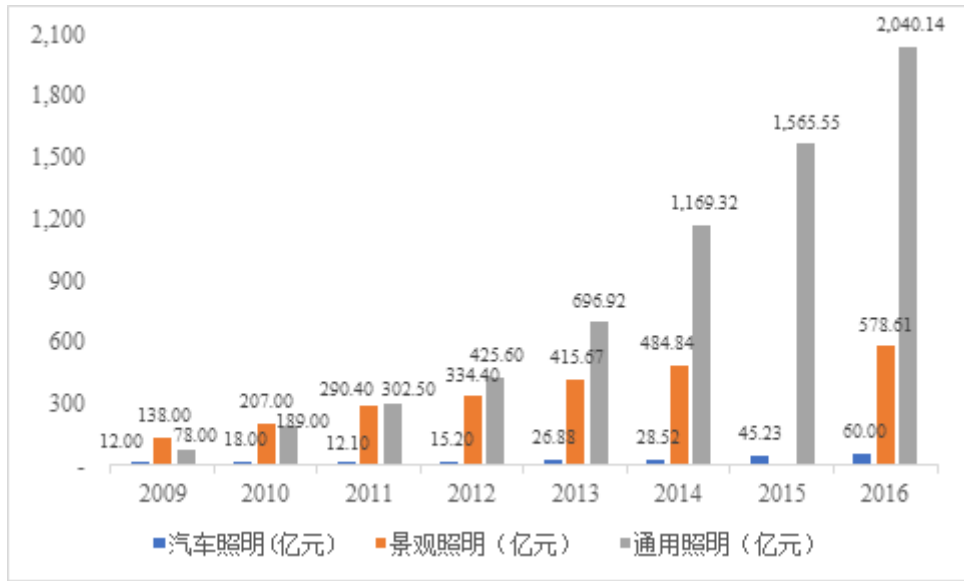
2016

2,040.14

LED

47.6%

LED



2016

2015

5G

LED

2 LED

1 LED

LED

LED

LED

LED

2

Energy Management Contracting

EMC

2010

287.51

2015

1,039.56

29.31%

LED

3 LED LED

3

LED

SAP ERP Oracle CRM PTC PLM

4

LED

5

E-learning

2018 22

LED

LED

上海证监局公告[2015]第15号

证券股份有限公司

深圳证券交易所公告[2015]第15号

深圳证券交易所

深圳证券交易所公告[2015]第15号

深圳证券交易所公告[2015]第15号

深圳证券交易所公告[2015]第15号

深圳证券交易所公告[2015]第15号

深圳证券交易所公告[2015]第15号

深圳证券交易所公告[2015]第15号

深圳证券交易所公告[2015]第15号

深圳证券交易所公告[2015]第15号

深圳证券交易所公告[2015]第15号

深圳证券交易所公告[2015]第15号

深圳证券交易所公告[2015]第15号

深圳证券交易所公告[2015]第15号

孙参政

孙参政

钱丽燕

李 蕊

李 蕊

