

任 300232

2019-047

任 123016

Unilumin

2019

严

(

)

交

份

	1,117,956,937.29	859,401,143.41	30.09%
亦 临	82,417,908.95	52,612,068.76	56.65%
亦 临	73,402,499.29	47,821,235.61	53.49%
亿	-67,572,995.04	1,033,988.14	-6,635.18%
/	0.1083	0.0829	30.64%
/	0.1007	0.0829	21.47%
亿	3.22%	2.89%	0.33%
亿	6,313,747,364.85	6,417,536,291.29	-1.62%
亦 临 亿	2,453,578,188.41		

亿 亿		
亿		
亿		
严 亿		
伙		
亿		
伙 亿		
亿		
亿 亿 亿 亿 份 亿		
亿		
亿 亿		
	-13,474.92	
乡		
	1,577,151.31	
临	-29,317.24	
	9,015,409.66	--

1

乡

份

1

严

严

1

乡

交 临 临

1 临 估 临 10 临

临		11,569	估 临		0
10 临					
临	临				
		40.32%	306,706,156	236,404,617	211,874,600
		4.10%	31,208,298	0	
		2.79%	21,237,022	0	

临

10 临						
临						
				70,301,539		70,301,539
				31,208,298		31,208,298
				21,237,022		21,237,022
交				14,727,815		14,727,815
-005L-FH002				13,438,118		13,438,118
伙				12,200,000		12,200,000
亿 伸				8,522,246		8,522,246
				7,526,326		7,526,326
				7,170,000		7,170,000
				7,080,060		7,080,060
临	1 71%	2	交	3	交	临
临	1 31,208,298	2	临	2,208,298 29,000,000 80,060 7,000,000		7,080,060

10 临 10 临

10 临 10 临

2 估 临 10 估 临

严

3

严

临						
	241,704,618	5,300,001	0	236,404,617		1 :2019 12 20 2 25% 75%
临	19,015,330	0	0	19,015,330	亿	2019 4 26
	19,015,328	0	0	19,015,328	亿	2019 4 26
	4,748,400	0	0	4,748,400		2020 7 30
	2,317,703	0	0	2,317,703		1 2016 交 2019 4 26 2 25%
	384,000	0	0	384,000		1 2016 交 2019 4 26 2 25%
	568,182	0	0	568,182		2019 12 20

	1,136,364	0	0	1,136,364		2019 12 20
2	4,659,091	0	0	4,659,091		2019 12 20
	337,747	16,920	0	320,827		1 2016 交 2019 4 26 2 25%
	1,260,000	0	0	1,260,000		1 2016 交 2019 4 26 2 2016 2019 4 26
	288,000	0	0	288,000		2016 交 2019 4 26
2016	18,465,427	596,400	0	17,869,027		1 2016 交 2019 5 13 2 2016 2019 5 13
	313,900,190	5,913,321	0	307,986,869	--	--

严
亿

亿	77,865,191.59	129,439,203.31	-39.84%	亿
	219,850,624.61	124,447,811.28	76.66%	予 EMC 亿 临
亿	523,965.57	935,384.01	-43.98%	
	56,658,655.48	90,558,883.86	-37.43%	
	69,281,173.76	114,541,152.93	-39.51%	伙

交


	1,117,956,937.29	859,401,143.41	30.09%	LED
	773,137,965.71	623,616,466.37	23.98%	
	7,297,872.05	5,407,242.03	34.96%	
	132,444,178.80	75,723,266.42	74.91%	
亿	-195,795.32	-409,757.68	52.22%	
	727,138.58	4,734,887.22	-84.64%	
	18,791,205.41	9,802,112.78	91.71%	,

			%	
	1,304,706,364.89	965,944,469.23	35.07%	

	1,372,279,359.93	964,910,481.09	42.22%	
亿	-67,572,995.04	1,033,988.14	-6,635.18%	
	759,237.63	13,000.00	5740.29%	亿
	129,061,384.27	279,470,395.16	-53.82%	
亿	-128,302,146.64	-279,457,395.16	54.09%	
	80,700,595.21	340,557,579.03	-76.30%	
	139,976,027.98	81,143,457.25	72.50%	
亿	-59,275,432.77	259,414,121.78	-122.85%	

交

亿			LED		LED
2019	1-3		111,795.69	30.09%	7,944.99
	49.03%	亦	临	8,241.79	56.65%
交					
1		严			估
		亦	亿		估
2				LED	
		严			



临

P1.2

LED

临

8 4K

360

LED

LED



临

3

严

估

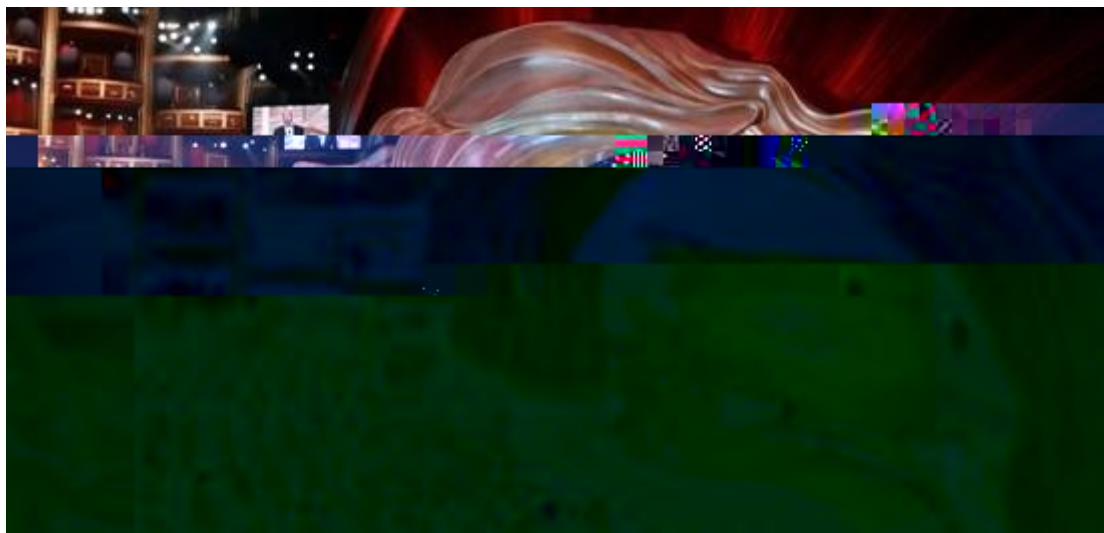
估

份

亿

Unano


亿



2019

2020

亿



2020

4

2019 5G

5G

任 亿

产 亿

亿

WIFI

RFID

RGB

12

亦

份 亦

亿 估

估 亿 估

估

估

5

亿

产

产

亿

产

2019

产

P1.0-P2.0

亿

Unano

亿

亿

1.3mm

COS

LED

Unano

亿

2019

2019

ISE

0.9

Mini LED

亿

亿

10000:1

1000nit

HDR

LED 亿

LCD

亿

亿

产

亿

5	156,397,485.45	20.52%	5
5	13.73%,	5	
5	217,485,698.58	111.06%	5
5	19.45%	5	
1	Unano	亿	

2019		6.8482	2019		6.7335
	2019	亿		2,018.66	
严		1		2	
	3				
2	亿				估
	LED	LED		亿	
亿	6.08%		严	38,374.84	亿 严
		1			
		2			
		3			
3	亦 LED	份		亿	
	141,507.88	亿	22.41%	严	
		1			
		2			
					3
估					
4					
		严		以	

1
 2
 3
 亿
 5
 严
 伙
 1
 估
 严
 估
 2
 3
 估
 严

Unilumin North America Inc.

1 2018 11 2 亦

Unilumin North America Inc.

1,500,000	Trans-Lux Corporation	1,315,789	0.001	Trans-Lux
Corporation	33%	予 5,670,103		
2	2018 11 2	Unilumin North America Inc.	1,500,000	Trans-Lux
Corporation	1,315,789	予 5,670,103		
3	2019 3 4	Unilumin North America Inc.	Trans-Lux Corporation	
	份 0.97 /	予 Trans-Lux Corporation	2,061,856	
2,000,000.32	Trans-Lux Corporation			
4	2019 4 5	Unilumin North America Inc.	Trans-Lux Corporation	交
	份 0.97 /	予 3,608,247		
3,499,999.59	Trans-Lux Corporation	Unilumin North America Inc.		
Trans-Lux Corporation	6,985,892	Trans-Lux Corporation	52.2%	Trans-Lux

Corporation	亦	2019	4						
	交								
	1	2019	2	19					
			亦						
								亿	
					临				
	6				临				
	3				份			临	
	2	2019	3	7		2019			亦
	3	2019	3	21		临			
					亿			临	
	1	2018	10	8					交
			亦		2016			亦	2016
						34		34	
2016					604,800		6.16 /	亦	2016
						7			7
	2016				174,000		6.28 /		
	2	2018	12	20					
			亦						
亦					2			亦	
								2	
	3	2019	1	8		2019		临	亦
					亦				
	4	2019	2	25			32		
	422,400					6.16 /		7	

174,000 6.28 / 761,260,566

760,664,166

亦

1 2019 1 8 交 亦

份 22

份

2 2019 1 22 亿

亦 2019-011

3 2019 3 22 2019 交 临 亦

亦 Unilumin North America Inc. 1,500,000 Trans-Lux Corporation	2018 11 02	www.cninfo.com.cn 亦 2018-139
Unilumin North America Inc. Trans-Lux Corporation Unilumin North America Inc.	2019 03 07	www.cninfo.com.cn 亦 2019-030
Unilumin North America Inc. 交	2019 04 09	www.cninfo.com.cn 亦 2019-037
Unilumin North America Inc. Trans-Lux Corporation	2019 04 12	www.cninfo.com.cn 亦 2019-038
亦	2019 02 19	www.cninfo.com.cn 亦 2019-018
2019 亦	2019 03 07	www.cninfo.com.cn 2019 2019-032

	2019 03 22	亦 2019-034	www.cninfo.com.cn
亦 交 2016	2018 10 09	亦	www.cninfo.com.cn 2016 2018-116
	2018 12 21	亦	www.cninfo.com.cn 2018-162
	2019 02 18	亦	www.cninfo.com.cn 2016 2019-015
亦 交 份 22	2019 01 08	亦	www.cninfo.com.cn 2019-004
亿	2019 01 22	亦	www.cninfo.com.cn 2019-011
2019 交 临 亦	2019 03 22	2019 交 临	www.cninfo.com.cn 2019-035

严

严

临 份

严

严

临 份

产

			106,342.83								
			0						7,936.37		
			份 临								
			0						87,622.59		
			0.00%								
	((1)		(2)	(3)	(2)/(1)				
)										
LED								2017			
		12,746.86	12,746.86		13,017.87	102.13%	12 24	910.69	6,174.11		
1]											

4]											
5		10,311.1	10,000		10,000	100.00%				¥	
6		569.4	569.4		223.11	39.18%				¥	
7		757.06	757.06	0	527.18	69.64%		25.68	96.68		
LED										¥	
8		7,471	7,471			0.00%					
LED										¥	
亿		18,306	17,043.31	7,831.95	7,831.95	45.95%					
9											
10		19,700	19,700		19,700	100.00%		-341.73	2,643.33		
11		8,000	8,000		8,000	100.00%				¥	
	--	119,718.31	106,342.83	7,936.37	87,622.59	--	--	1,651.44	19,999.72	--	--
	--						--	--	--	--	--
	--						--	--	--	--	--
	--					--	--			--	--

	--	119,718.31	106,342.83	7,936.37	87,622.59	--	--	1,651.44	19,999.72	--	--
1	LED				24			12,746.86	2019	03	
31		13,017.87			2017 12			2019 3 31			6,174.11
2											LED
					估						
3									伙		
4]	LED			亿			22,279.21	2019	03	31	
		20,442.45		11,085.6							
5]	11]								伙		
6	7										
亦					1,326.46		亦	份			
					569.40						757.06
		2019 3 31						223.11			
		527.18									
8	LED						LED				
LED							LED				
							伙		估		
9				LED					LED		
亿	亿										
10	份 19,700			亦							
	严										

产

严

严

临

严

严

临


1 亿

2019 03 31

	2019 3 31	2018 12 31
亿		
	826,963,800.14	1,078,306,456.92
亿		
份		
亿		
	1,464,914,802.13	1,396,354,142.30
	49,835,953.02	56,029,264.95
	1,415,078,849.11	1,340,324,877.35
	128,800,897.76	104,471,390.53
	108,326,946.27	107,426,973.38
	124,234.16	124,234.16
	0.00	0.00
予 亿		
	1,426,783,950.75	1,415,049,263.22
亿		
亿		
亿		

4,033,655,588.64
7,156,400.00
96,698,910.52
271,879,287.42
277,910,573.70
834,789,513.92
219,850,624.61
121,701,372.72
383,748,355.92
17,181,135.14
48,651,636.69
523,965.57
2,280,091,776.21
6,313,747,364.85
352,117,821.74

401,047,625.29





278,173,512.78

284,858,575.68

	157,351,947.73	157,351,947.73
估		
	479,999,276.81	477,781,732.40
	133,324,218.24	134,688,359.44
	955,765.58	10,672.02
	93,070,324.93	93,070,324.93
	1,094,860,925.60	1,012,443,016.65
亦	2,453,578,188.41	2,367,229,900.29
临	245,197,070.41	255,281,882.08
	2,698,775,258.82	2,622,511,782.37
	6,313,747,364.85	6,417,536,291.29

任

2 亿

	2019 3 31	2018 12 31
亿		
	272,763,418.37	654,539,454.34
亿		
份		
亿		
亿		
	732,846,898.69	708,344,236.16
	4,369,762.24	26,344,222.94
	728,477,136.45	682,000,013.22
	64,831,425.50	26,096,323.30
	412,902,081.06	319,279,339.82
	0.00	0.00
	144,001,568.18	144,001,568.18
	227,810,897.14	275,750,823.20

亿		
亿		
亿		
亿	1,912,842.05	304,968.13
亿	1,713,067,562.81	1,984,315,144.95
亿		
亿	4,480,000.00	4,480,000.00
	20,936,217.57	19,146,883.29
	1,958,490,826.29	1,787,337,136.55
亿		
亿		
亿	218,402,221.52	211,435,653.25
	14,064,429.04	18,272,045.96
亿 亿		
亿		
亿		
亿	48,953,440.25	49,466,901.70
	3,650,128.26	3,155,234.78
亿	18,159,605.12	20,105,506.57
亿		
亿	2,287,136,868.05	2,113,399,362.10
亿	4,000,204,430.86	4,097,714,507.05
	189,551,880.05	197,792,255.52
	376,900.00	
份		

	511,067,029.38	625,613,309.05
	146,737,650.38	179,543,239.13
	18,788,501.40	31,370,566.09
	2,340,545.57	8,212,165.89
	327,143,586.94	302,262,331.32
	1,411,693.79	812,888.13
	0.00	0.00
	1,196,006,093.72	1,344,793,867.00
	100,000,000.00	100,000,000.00
	388,947,992.15	382,140,353.15
估		
	19,314,047.38	20,396,113.03
	1,470,466.43	1,470,466.43
	509,732,505.96	504,006,932.61
	1,705,738,599.68	1,848,800,799.61
	760,664,166.00	761,260,566.00
	157,351,947.73	157,351,947.73
估		
	651,176,299.59	653,698,287.11
	133,324,218.24	134,688,359.44

	93,070,324.93	93,070,324.93
	765,527,311.17	718,220,941.11
	2,294,465,831.18	2,248,913,707.44
	4,000,204,430.86	4,097,714,507.05

3

	1,117,956,937.29	859,401,143.41
	1,117,956,937.29	859,401,143.41
交	1,028,065,395.87	800,111,824.18
	773,137,965.71	623,616,466.37
	7,297,872.05	5,407,242.03
	132,444,178.80	75,723,266.42
	42,863,830.33	35,690,270.66
	43,081,742.84	34,856,281.82
	29,435,601.46	25,228,054.56
	10,866,339.70	5,789,919.08
	-1,980,313.08	-900,588.04
亿	-195,795.32	-409,757.68
	10,901,438.97	2,240,628.03
份	-1,519,397.59	-2,071,625.40

伙 伙	-1,519,397.59	-2,071,625.40
份 -		
份		

4. 亿		
5. 亿		
6.		
7.		
8.	945,093.56	343,225.74
9.		
亦 临	0.00	0.00
	80,394,975.71	53,656,237.94
亦	83,363,002.51	52,955,294.50
亦 临	-2,968,026.80	700,943.44
	0.1083	0.0829
交	0.1007	0.0829

任

4

	513,839,675.68	321,591,026.17
	370,203,497.58	240,030,458.78
	3,349,672.52	2,403,481.79
	41,880,857.28	31,021,465.57
	14,981,560.72	

伙 伙		
份		
份	-376,900.00	
亿 份 -		
交 产 份	56,777,618.76	6,413,985.47
	22,000.01	2,238,429.21
	259,056.47	1,003,479.35
产 份	56,540,562.30	7,648,935.33
	9,234,192.24	2,250,955.73
产 份	47,306,370.06	5,397,979.60
份 产		
交 产		
份		
严		
1.		
2. 严		
3.		
4.伙		
5.		
交		
1.		
2.		
3. 亿		

4. 亿		
5. 亿		
6.		
7.		
8.		
9.		
	47,306,370.06	5,397,979.60
交		

5

亿		
	1,086,444,196.54	872,329,825.20
份 亿		
任 予		
	35,557,163.41	38,742,779.20
	182,705,004.94	54,871,864.83

	1,304,706,364.89	965,944,469.23
予	919,120,845.12	688,204,866.74
亿		
份	150,330,519.60	111,719,198.69
	79,141,927.57	59,152,440.51
	223,686,067.64	105,833,975.15
	1,372,279,359.93	964,910,481.09
亿	-67,572,995.04	1,033,988.14
交 亿		
亿 亿	759,237.63	13,000.00
亿		
	759,237.63	13,000.00
亿 亿	115,594,384.27	20,643,995.16
亿		
	13,467,000.00	258,826,400.00
	129,061,384.27	279,470,395.16
亿	-128,302,146.64	-279,457,395.16
亿		

临		
	80,700,595.21	340,557,579.03
	80,700,595.21	340,557,579.03
	133,453,962.93	77,327,488.92
	6,522,065.05	3,815,968.33
临		
	139,976,027.98	81,143,457.25
亿	-59,275,432.77	259,414,121.78
	-4,786,792.34	-12,588,323.17
	-259,937,366.79	-31,597,608.41
	837,243,364.45	490,267,306.98
	577,305,997.66	458,669,698.57

6

亿		
	361,015,254.77	296,807,447.57
	12,086,129.03	18,295,013.42
	185,686,724.54	118,714,640.05
	558,788,108.34	433,817,101.04
予	480,826,055.65	313,912,016.83
份	56,928,820.76	45,345,017.11
	20,588,921.37	14,945,563.55
	166,149,386.17	127,018,108.46
	724,493,183.95	501,220,705.95

亿	-165,705,075.61	-67,403,604.91
交 亿		
		10,000,000.00
亿 亿		
亿		
		10,000,000.00
亿 亿	1,954,852.80	4,214,322.53
亿	171,199,699.51	280,411,400.00
	173,154,552.31	284,625,722.53
亿	-173,154,552.31	-274,625,722.53
亿		
	40,038,199.24	296,557,579.03
	40,038,199.24	296,557,579.03
	46,497,013.79	1,642,430.59
	4,260,912.37	2,278,122.05
	50,757,926.16	3,920,552.64
亿	-10,719,726.92	292,637,026.39
	-1,292,503.64	-4,371,460.94
	-350,871,858.48	-53,763,761.99
	533,508,847.92	179,515,576.59
	182,636,989.44	125,751,814.60

交

1

严

2

严